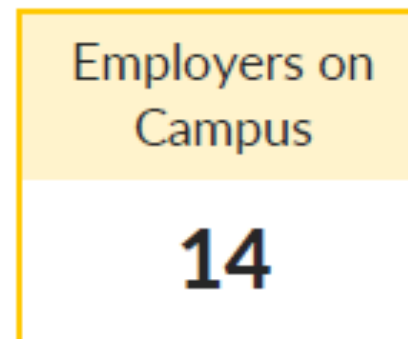
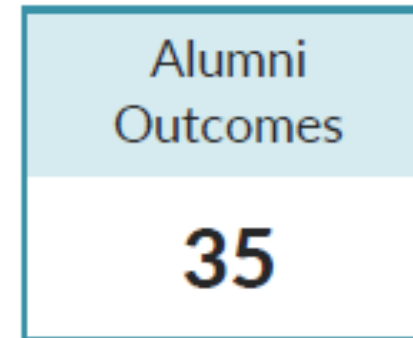




QS Graduate Employability Ranking


NEW!!

QS Graduate Employability Ranking 2015 – Tecnológico de Monterrey Results



QS GRADUATE EMPLOYABILITY RANKINGS IN FIGURES

IN NUMBERS

	CONSIDERED 700+ UNIVERSITIES	RANKED 200 UNIVERSITIES	FROM 36 COUNTRIES	USING 5 INDICATORS
	44,455 EMPLOYER RESPONSES	16,000+ ALUMNI DEGREES	139,528 PARTNERSHIPS WITH EMPLOYERS	65,000+ EMPLOYERSON CAMPUS

TOP 200 DISTRIBUTION PER REGION

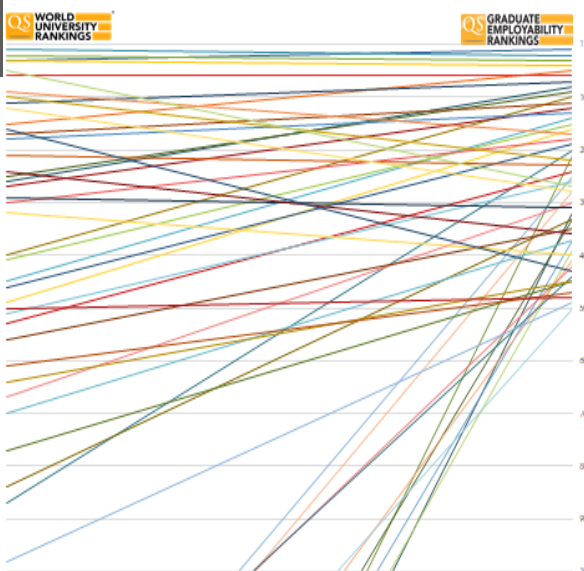
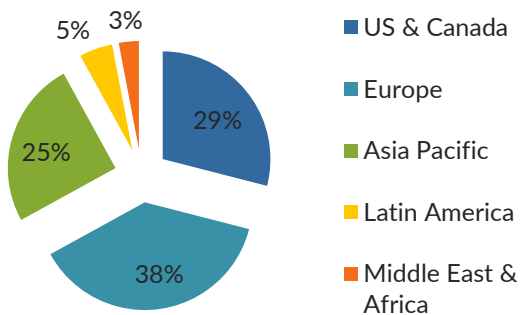


FIGURE 2 Top 200 distribution per region

FIGURE 3 Top 100 QS WUR x Top 100 QS GER

[Click here if you would like to see the full results of the first QS Graduate Employability Rankings.](#)

Graduate Employability Rankings

2016 RANK	Institution Name	Country	Employer Reputation	Alumni outcomes	Partnerships with employers	Employers presence on campus	Graduate employment rate	Overall SCORE
			SCORE	SCORE	SCORE	SCORE	SCORE	
1	Stanford University		100	100	100	94.1	90.8	100
2	Massachusetts Institute of Technology (MIT)		100	100	100	98.3	80.3	99.6
3	Harvard University		100	100	98.9	55.4	94.5	94.2
4	University of Cambridge		100	97.4	93.1	78.3	79.5	94.1
5	Yale University		98.9	100	90.9	69	83.3	92.7
6	University of Oxford		100	99.7	87	74.2	78.6	92.3
7	Princeton University		90.2	99.7	80.8	85.6	89.7	90.6
8	University of California, Berkeley (UCB)		98.2	99.7	96.2	76.6	33.3	89.9
9	Tsinghua University		95.1	50.4	94	100	80.5	86.7
10	Ecole Polytechnique ParisTech		95.4	78.6	67.9	100	81.3	86
11	Cornell University		84.1	99	81.3	92.8	25.5	83.3
12	University of California, Los Angeles (UCLA)		96.3	99.3	77.6	19.8	92.8	81.9
13	University of Pennsylvania		86.2	100	73.7	48.7	76.9	80.7
14	The University of Sydney		94	70.4	97.6	12.6	94.2	79.4
15	Peking University		96.8	67.9	82.7	46.4	71.4	78.8
16	Brown University		45.8	96.3	95.8	66.6	91.8	77.5
17	ETH Zurich (Swiss Federal Institute of Technology)		92.3	40	91.6	52.8	81.3	76
18	University of Michigan		72.2	95.3	95.2	1.4	92.8	75.4
19	The University of New South Wales (UNSW)		93.9	75.7	78.7	14.4	85.7	75.1
20	University of Leeds		71.1	39.4	93.5	67.4	80.6	72.1
21	Tecnológico de Monterrey (ITESM)		75.8	84.1	33.1	94	87.6	72
22	University of Chicago		83	94.9	57	22.9	87.4	71.6
23	University of Edinburgh		88.3	44	76.8	39	76	69.2
24	New York University (NYU)		87.5	99.9	44.1	14.4	83.3	69
25	University of Waterloo		54.8	62.9	99.8	46.9	66.9	68.9
26	Fudan University		82	52.6	58	62.9	79.1	68.2
27	California Institute of Technology (Caltech)		69.2	42.1	75.3	100	18.6	66.1
28=	National University of Singapore (NUS)		99.4	22.9	74.5	21.2	84.7	65.9
28=	Ecole Centrale de Paris		99.8	20	50	70.3	76.8	65.9
30	Monash University		84.7	52.8	73.1	5.2	85.7	64.8
31	Duke University		61.6	97.5	64.4	50.8	18.6	64.7
32	Technische Universität Darmstadt		66.8	24.8	95.9	37.5	86.6	64.4
33=	Waseda University		62.5	50.1	88.6	27.2	79.3	64.1
33=	Georgia Institute of Technology (Georgia Tech)		53.4	72	71.9	84.4	18.6	64.1
35	Tokyo Institute of Technology		61.4	16.6	93.8	66.2	74.8	63.8
36	McGill University		79.1	83	54.9	1.6	77.4	63.2
37=	Keio University		58.4	67.9	87.5	8.2	77.8	63.1
37=	Shanghai Jiao Tong University		81.9	18.3	84.7	30.1	80.5	63.1
39	Loughborough University		43.7	16.6	94.9	88.3	78.4	62.4
40	Northwestern University		57	98.1	66.6	36.7	18.6	61.9
41	Politecnico di Milano		69.5	4	99.7	26.2	98.7	61.5
42	Rheinisch-Westfälische Technische Hochschule Aachen		87	26.3	85.9	6.9	62.6	61.2
43	Johns Hopkins University		48.7	88.6	62.7	35.9	63.5	60.8
44	Universidade de São Paulo (USP)		78.8	89.1	59.9	5.5	21.2	60.5
45=	University of Texas at Austin		63.2	91	73.8	11.6	18.6	60.3
45=	Delft University of Technology		68.9	9.4	91.6	42.7	73.7	60.3
47	Durham University		89.6	32.3	54.8	33.8	70.3	60.2
48	University of British Columbia		81.2	50.6	55.5	9.5	85.9	59.4
49	The University of Western Australia (UWA)		44.9	53.5	86.2	29.7	80.1	59.3
50	Pontificia Universidad Católica de Chile		89.2	58.5	35.6	11.3	90.4	59.2

To view the complete rankings, visit www.iu.qs.com Key to world flags on Page 23

Graduate Employability Rankings

2016 RANK		Country	Employer Reputation	Alumni outcomes	Partnerships with employers	Employers presence on campus	Graduate employment rate	Overall SCORE
			SCORE	SCORE	SCORE	SCORE	SCORE	
51-60	Purdue University		52.3	61.3	71.8	65.3	18.6	58.6
51-60	Zhejiang University		55.7	12.9	94.7	42.4	80.5	58.4
51-60	Ecole Polytechnique Fédérale de Lausanne (EPFL)		76.6	29.2	93	34.6	1	58.4
51-60	RMIT University		62.5	24	87.4	13.8	95.1	58
51-60	Kyoto University		83.3	57.2	44.8	11	71.6	57.5
51-60	Universidad de Navarra		62.3	12.9	84.8	48.6	67.3	57.5
51-60	London School of Economics and Political Science (LSE)		100	90.1	2.4	5.4	68.8	57.3
51-60	University of Amsterdam		66.7	47.6	72.2	10	72	57.3
51-60	Nagoya University		33.9	21.7	81.7	86	80.7	56.9
51-60	Universitat de Barcelona (UB)		48.8	27.8	98.7	7.3	91.3	56.1
61-70	Seoul National University (SNU)		82	-	94	25.8	29.3	55.9
61-70	University of Bath		68.2	18.3	60.8	52.3	77.4	55.9
61-70	Macquarie University		38.6	50.4	84.5	16.2	88.6	55.1
61-70	North Carolina State University		19.7	43.2	97.5	68.7	44	54.6
61-70	Technische Universität München		89.3	14.8	89.7	6.7	1	54.3
61-70	University of Southampton		39	29.6	82.1	48.6	77.4	54.2
61-70	University of Wollongong		53.8	6.5	88.3	23.3	99	53.9
61-70	Ludwig-Maximilians-Universität München		72.7	37.5	88.1	6.5	1	53.4
61-70	University of Southern California		40	92.4	66.8	21.2	18.6	53.2
61-70	University of Illinois at Urbana-Champaign		50.7	60.7	77.1	25.1	18.6	53.2
71-80	University of Liverpool		44.2	18.3	85.5	40.5	76.9	53
71-80	Lancaster University		43.8	23.3	69.4	57.1	81.9	52.9
71-80	Aston University		30.3	10.9	93.3	64.1	75.3	52.7
71-80	Georgetown University		41.2	97.6	25.7	74.2	18.6	52.2
71-80	Pennsylvania State University		48	64.4	71.5	27.5	18.6	52.1
71-80	University of St Gallen (HSG)		80.3	34.7	44.2	56.4	1	51.6
71-80	Indian Institute of Technology Kharagpur (IITKGP)		36.9	20	60.9	72.6	88.6	51
71-80	University of Illinois, Chicago (UIC)		25.3	72.8	61.1	71.4	18.6	50.9
71-80	American University		44.6	70.9	19.3	100	23.7	50.7
71-80	Queensland University of Technology (QUT)		46.2	4	93.9	13.7	94.2	50.5
81-90	University of Cape Town		36	87.3	16.3	47.7	99.6	50.4
81-90	Dartmouth College		40.2	81.1	22.5	89.9	18.6	50.2
81-90	Politecnico di Torino		39.1	14.8	78.8	28.9	100	49.6
81-90	University of Alberta		43.3	36	61.5	26.9	87.1	49.2
81-90	Technische Universität Berlin		58.4	15.2	55.4	36.3	82.7	49
81-90	Newcastle University		47.9	1	75.4	42.3	77.7	48.4
81-90	University of Virginia		27.4	91.6	33.9	70	18.6	48.2
81-90	Trinity College Dublin (TCD)		48.5	27.8	56	34.3	78.4	48
81-90	University of St Andrews		42.8	41.2	35.4	62.6	77.8	48
81-90	University of California, San Diego (UCSD)		45.9	6.5	65.3	41.6	93.6	47.9
81-90	Rice University		9.1	71.2	55.1	95.9	18.6	47.9
91-100	Universidad de Los Andes Colombia		61	53.5	17	31.9	89.3	47.8
91-100	Universidad Nacional de Colombia		72	29.2	39.7	2.2	91.4	47.7
91-100	Indian Institute of Technology Bombay (IITB)		65.7	8.8	68	24.6	43.9	47.4
91-100	Texas A&M University		43	45.4	74.9	25.6	18.6	47.3
91-100	Katholieke Universiteit Leuven		51.3	26.7	98.6	6.1	1	47.2
91-100	University of Zurich		47.4	29.2	57.2	21.2	86.6	47
91-100	University of Washington		32.1	89.1	44.8	36.5	18.6	46.8
91-100	Lomonosov Moscow State University		58.2	90.8	7.3	10.1	69	46.7
91-100	KTH, Royal Institute of Technology		66.6	1	68	57	1	46.7

To view the complete rankings, visit www.iu.qs.com Key to world flags on Page 23

Graduate Employability Rankings

2015 RANK	Institution Name	Country / Territory	Overall score
101-150	Universitat Politècnica de Catalunya		38.5
101-150	Maastricht University		38.4
101-150	Université de Montréal		38.3
101-150	Universidad Autónoma de Madrid		38.2
101-150	Singapore Management University		38.1
101-150	Ruprecht-Karls-Universität Heidelberg		38.1
101-150	University of Delaware		38.1
101-150	University of Minnesota		38.1
101-150	Eindhoven University of Technology		38
101-150	Stevens Institute of Technology		37.8
101-150	Chalmers University of Technology		37.6
101-150	Universidad Carlos III de Madrid		37.6
101-150	University of Reading		37.3
101-150	Cardiff University		37.3
101-150	Université Paris Dauphine		37.2
101-150	Curtin University		37.1
101-150	University of Coimbra		37
101-150	University of Florida		36.9
101-150	Indian Institute of Technology Madras (IITM)		36.1
101-150	University of Aberdeen		35.9
101-150	Nanyang Technological University (NTU)		35.6
101-150	Cranfield University		35.4
101-150	University of California, Davis (UCD)		35
101-150	Indiana University Bloomington		34.6
101-150	McMaster University		34.6
101-150	Sapienza - Università di Roma		34.6
101-150	Osaka University		34.6
101-150	Università di Bologna (UNIBO)		34.6
101-150	Universidade Estadual de Campinas (Unicamp)		34.5
101-150	University of Porto		34.4
101-150	Universidad Austral		34.4
101-150	Queen's University		34.2
101-150	National Taiwan University (NTU)		34.1
101-150	University of Exeter		34.1
101-150	Tufts University		33.5
101-150	University of Limerick (UL)		33.4
101-150	University of North Carolina, Chapel Hill		33.3
101-150	American University of Beirut (AUB)		33.1
101-150	Korea University		32.9
101-150	Michigan State University		32.8
101-150	George Washington University		32.8
101-150	Nankai University		32.6
101-150	Universidad de Chile		32.5
101-150	Universität Mannheim		32.4
101-150	University College Dublin (UCD)		32.3
101-150	Tokyo University of Agriculture and Technology		32
101-150	Kyushu University		32
101-150	Universidad Nacional Autónoma de México (UNAM)		31.7
101-150	University of Massachusetts, Amherst		31.7
101-150	Università degli Studi di Trento		31.5
151-200	Universitat Autònoma de Barcelona		31.5

2015 RANK	Institution Name	Country / Territory	Overall score
151-200	City University London		38.4
151-200	Washington University in St. Louis		38.3
151-200	University of Groningen		38.2
151-200	University of Newcastle		38.1
151-200	Nanjing University		38.1
151-200	University of Calgary		38.1
151-200	American University in Cairo		38.1
151-200	University of Colorado at Boulder		38
151-200	Swinburne University of Technology		37.8
151-200	Indian Institute of Technology Delhi (IITD)		37.6
151-200	Queen's University of Belfast		37.6
151-200	University of Technology, Sydney (UTS)		37.3
151-200	King Fahd University of Petroleum & Minerals (KFUPM)		37.3
151-200	Utrecht University		37.2
151-200	University of Notre Dame		37.1
151-200	Technische Universität Dresden		37
151-200	Université Pierre et Marie Curie (UPMC)		36.9
151-200	University of Arizona		36.1
151-200	Ritsumeikan University		35.9
151-200	Auckland University of Technology		35.6
151-200	National Taipei University of Technology		35.4
151-200	Universidad de Alcalá		35
151-200	University of Delhi		34.6
151-200	Aarhus University		34.6
151-200	Shandong University		34.6
151-200	University of Huddersfield		34.6
151-200	Verona University		34.6
151-200	University of Kwazulu-Natal		34.5
151-200	University of Santo Tomas		34.4
151-200	Tokai University		34.4
151-200	Universidad Complutense de Madrid (UCM)		34.2
151-200	Northeastern University		34.1
151-200	Mahidol University		34.1
151-200	Pontificia Universidad Católica Argentina Santa María de los Buenos Aires (UCA)		33.5
151-200	Saint-Petersburg State University		33.4
151-200	Arizona State University		33.3
151-200	University of Copenhagen		33.1
151-200	Leiden University		32.9
151-200	University of Ghent		32.8
151-200	Hiroshima University		32.8
151-200	KAIST - Korea Advanced Institute of Science and Technology		32.6
151-200	Bilkent University		32.5
151-200	Kanazawa University		32.4
151-200	Ateneo de Manila University		32.3
151-200	Vrije Universiteit Amsterdam		32
151-200	Universiti Malaya (UM)		32
151-200	Université Paris 1 Panthéon-Sorbonne		31.7
151-200	Oxford Brookes University		31.7
151-200	University of The Witwatersrand		31.5
151-200	Moscow State Institute of International Relations (MGIMO-University)		31.5

To view the complete rankings, visit www.iu.qs.com
Key to world flags on [Page 23](#)