



TECNOLOGICO
DE MONTERREY®

STUDENT MOBILITY REPORT 2010



CONTENTS

1. STUDENT MOBILITY 2010	7
2. REGULAR MEXICAN STUDENT REPORT	8
2.1 Historical student mobility data	8
2.2 Total annual number of regular mexican students by presidency	8
2.3 Total annual number of regular mexican students by academic level	9
2.4 Total annual number of regular mexican students by type of international program	10
2.4.1 Total annual number of regular mexican high school students	11
2.4.2 Total annual number of regular mexican undergraduate students	12
2.4.3 Total annual number of regular mexican graduate students	13
2.5 Total annual number of regular mexican undergraduate students by country of academic stay	14
2.6 Top universities for regular mexican student mobility	15
3. INTERNATIONAL STUDENT REPORT	16
3.1 Historical student mobility data	16
3.2 Total annual number of international students by presidency	16
3.3 Total annual number of international students by academic level	17
3.4 Total annual number of international students by type of international program	18
3.4.1 Total annual number of international high school students	19
3.4.2 Total annual number of international undergraduate students	20
3.4.3 Total annual number of international graduate students	21
3.5 Total annual number of international students by country of origin	22
3.6 Top universities for international student mobility	23
4. INTERNATIONAL DEGREE PROGRAMS	24
4.1 Regular mexican students enrolled in international degree programs	24
5. VIRTUAL MODALITY	25
5.1 Total annual number of regular mexican Virtual University students by academic level	25
5.2 Total annual number of regular mexican Virtual University students by academic period	25
5.3 Total annual number of regular mexican Virtual University students by type of international program	26
5.4 Total annual number of international Virtual University students by course	27
5.5 Total annual number of international Virtual University students by institution of origin	27
GLOSSARY	28
DIRECTORY	29

INTRODUCTION

In their classes at Tecnológico de Monterrey, our students acquire knowledge that enables them to discover and understand the political, economic, social and cultural situation of their region, of Mexico and of the world. In this way, they gain self-knowledge and insight into their way of viewing the world, eventually leading them to develop the capacity to see it from other people's points of view. Our students' aspiration to "study abroad" demands of them, apart from the commitment to fulfil the requirements for participating in international programs, the challenge of planning for the future, of deciding to move away from familiar ground to explore new human codes in other ways of thinking, feeling and acting.

Tecnológico de Monterrey forms the bridge between our students and the world, as an opportunity that is always open for their preparation and development, and as the link for students from all regions of the world to visit our campus.

Generating statistical data on student mobility is fundamental in our institution as a means of measuring the outcome of the efforts of the International Program Offices on each campus, as well as the value of their contribution to the creation of a multicultural academic environment and to the preparation of our students, particularly in relation to their international competitiveness, intercultural skills and global vision.

This report offers data on students going from and coming to Tecnológico de Monterrey classified by: presidency, campus, academic level, program type and country, and presents the universities with the highest levels of student mobility. Moreover, it incorporates information on undergraduate and graduate student internationalization through the Virtual University by means of virtual exchange and certificate courses taught by professors from foreign institutions.

This information is expected to serve as an input and tool for analyzing, diagnosing and forecasting the international operations of each campus and of the institution as a whole, thus facilitating the detection of areas of opportunity for continuous improvement during the following academic periods.

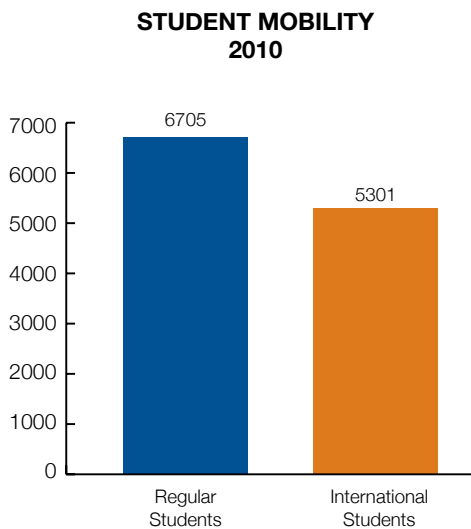


Studying at
Tecnológico de Monterrey
is to study in the whole world.



1. STUDENT MOBILITY 2010

This chart displays the number of regular mexican students and international students who completed an international program at Tecnológico de Monterrey during the three academic periods in 2010.



REGIONAL PRESIDENCIES AND CAMPUSES	REGULAR STUDENTS	INTERNATIONAL STUDENTS
Monterrey Zone	2110	2102
Cumbres	17	3
Eugenio Garza Lagüera	45	29
Eugenio Garza Sada	39	12
Monterrey	1795	2013
Santa Catarina	194	37
Valle Alto	20	8
Central Zone	1013	1420
Estado de México	297	658
Querétaro	381	576
Toluca	335	186
Mexico City Zone	679	444
Ciudad de México	472	310
Santa Fe	207	134
Southern Zone	757	322
Central de Veracruz	59	14
Chiapas	47	16
Cuernavaca	117	196
Hidalgo	84	9
Morelia	90	25
Puebla	360	62
Northern Zone	1316	261
Aguascalientes	79	18
Ciudad Juárez	179	98
Chihuahua	402	29
Laguna	220	15
Saltillo	65	25
San Luis Potosí	176	44
Tampico	138	19
Zacatecas	57	13
Western Zone	830	752
Ciudad Obregón	13	0
Guadalajara	463	596
Irapuato	33	8
León	118	73
Mazatlán	8	24
Sinaloa	67	14
Sonora Norte	128	37
ANNUAL TOTAL	6705	5301



All the campuses provide both regular and international students with a multicultural academic environment.

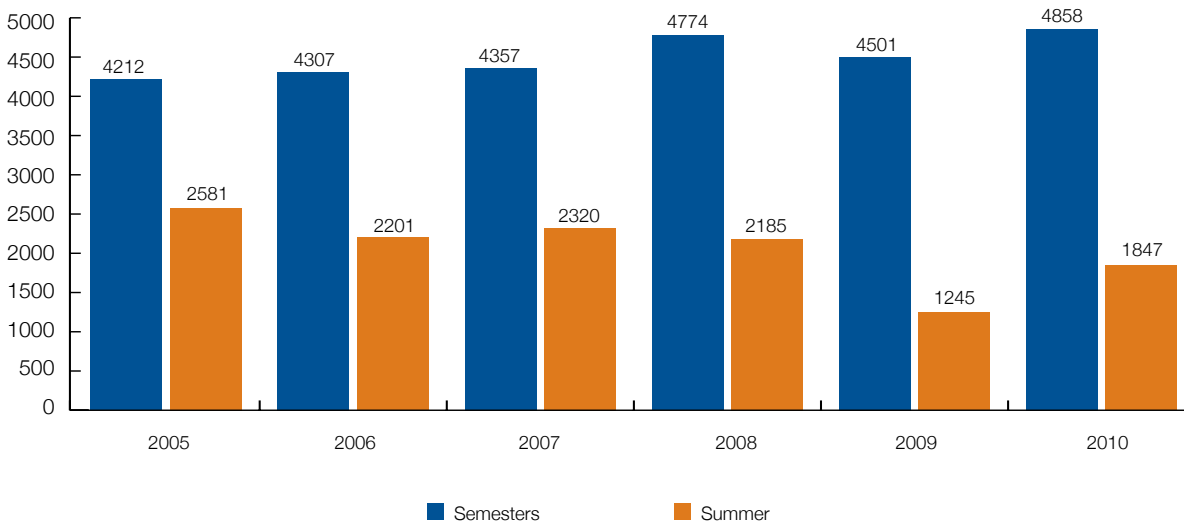
2. REGULAR MEXICAN STUDENT REPORT

2.1 Historical student mobility data

This chart displays the participation of regular mexican students in international academic programs from 2005 to date, distributed by academic period.

Year	REGULAR MEXICAN		ANNUAL TOTAL
	Semesters	Summer	
2010	4858	1847	6705
2009	4501	1245	5746
2008	4774	2185	6959
2007	4357	2320	6677
2006	4307	2201	6508
2005	4212	2581	6793

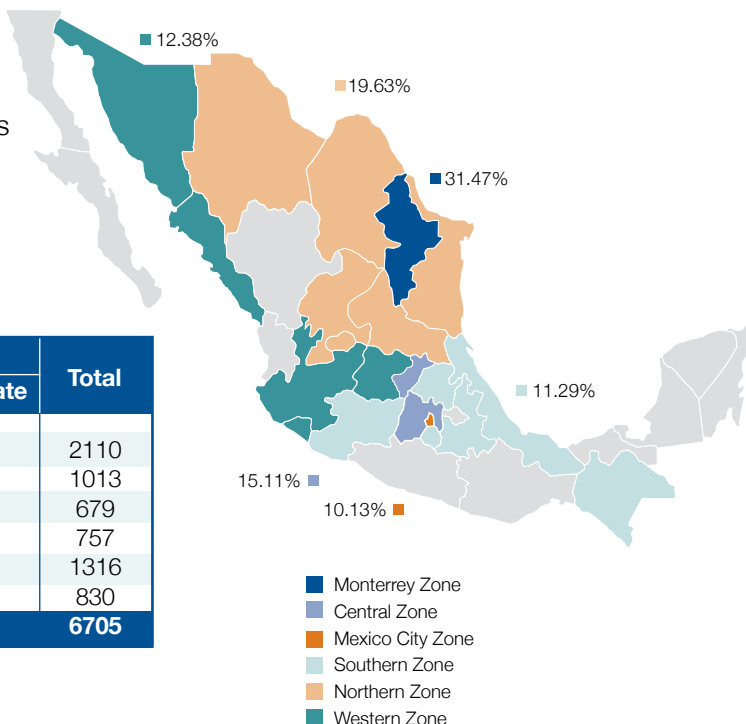
REGULAR MEXICAN STUDENT MOBILITY



2.2 Total annual number of regular mexican students by presidency

This chart displays the mobility of regular mexican students who completed an international program, distributed in each of the Tecnológico de Monterrey presidencies.

Regular presidency	Regular mexican			Total
	High School	Undergraduate	Graduate	
Monterrey Zone	315	1713	82	2110
Central Zone	267	709	37	1013
Mexico City Zone	82	589	8	679
Southern Zone	184	566	7	757
Northern Zone	390	924	2	1316
Western Zone	180	626	24	830
TOTAL ANUAL	1418	5127	160	6705



2.3 Total annual number of regular mexican students by academic level

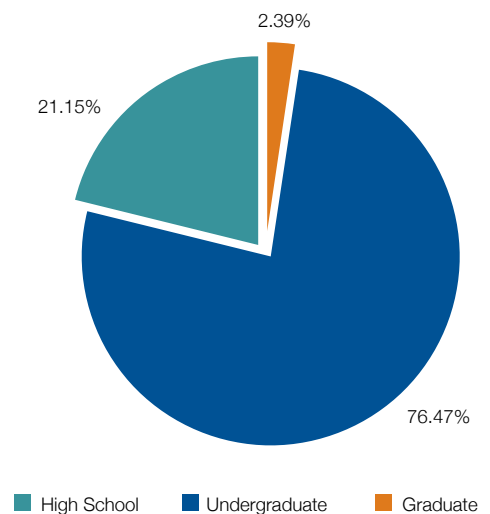
This chart displays the distribution by campus of the regular mexican students who studied abroad, classified by academic level: high school, undergraduate and graduate.

Regional presidencies and campuses	Regular mexican			Total
	High School	Undergraduate	Graduate	
Monterrey Zone	315	1713	82	2110
Cumbres	17	•	•	17
Eugenio Garza Lagüera	45	•	•	45
Eugenio Garza Sada	39	•	•	39
Monterrey	•	1713	82	1795
Santa Catarina	194	•	•	194
Valle Alto	20	•	•	20
Central Zone	267	709	37	1013
Estado de México	109	184	4	297
Querétaro	51	325	5	381
Toluca	107	200	28	335
Mexico City Zone	82	589	8	679
Ciudad de México	40	432	•	472
Santa Fe	42	157	8	207
Southern Zone	184	566	7	757
Central de Veracruz	28	31	•	59
Chiapas	25	22	•	47
Cuernavaca	38	78	1	117
Hidalgo	35	49	•	84
Morelia	29	61	•	90
Puebla	29	325	6	360
Northern Zone	390	924	2	1316
Aguascalientes	18	61	•	79
Ciudad Juárez	36	143	•	179
Chihuahua	108	292	2	402
Laguna	92	128	•	220
Saltillo	23	42	•	65
San Luis Potosí	66	110	•	176
Tampico	41	97	•	138
Zacatecas	6	51	•	57
Western Zone	180	626	24	830
Ciudad Obregón	13	•	•	13
Guadalajara	36	403	24	463
Irapuato	23	10	•	33
León	38	80	•	118
Mazatlán	5	3	•	8
Sinaloa	36	31	•	67
Sonora Norte	29	99	•	128
ANNUAL TOTAL	1418	5127	160	6705

• Campuses that do not offer international programs for these academic levels.



REGULAR MEXICAN STUDENT DISTRIBUTION BY ACADEMIC LEVEL

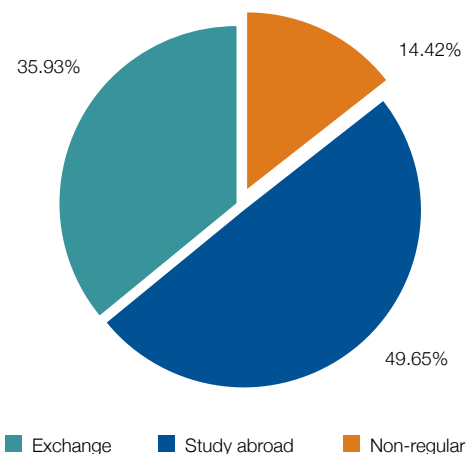


2.4 Total annual number of regular mexican students by type of international program

This chart displays the distribution by campus of regular mexican students according to the type of program in which they are enrolled: exchange, study abroad and non-regular academy period programs.

Regional presidencies and campuses	Regular mexican			Total
	Exchange	Study abroad	Non-regular	
Monterrey Zone	754	1031	325	2110
Cumbres	0	17	0	17
Eugenio Garza Lagüera	0	34	11	45
Eugenio Garza Sada	0	26	13	39
Monterrey	754	810	231	1795
Santa Catarina	0	131	63	194
Valle Alto	0	13	7	20
Central Zone	408	442	163	1013
Estado de México	95	198	4	297
Querétaro	205	125	51	381
Toluca	108	119	108	335
Mexico City Zone	314	365	0	679
Ciudad de México	249	223	0	472
Santa Fe	65	142	0	207
Southern Zone	240	409	108	757
Central de Veracruz	27	32	0	59
Chiapas	1	21	25	47
Cuernavaca	56	59	2	117
Hidalgo	10	53	21	84
Morelia	32	52	6	90
Puebla	114	192	54	360
Northern Zone	329	651	336	1316
Aguascalientes	37	42	0	79
Ciudad Juárez	13	34	132	179
Chihuahua	77	222	103	402
Laguna	52	102	66	220
Saltillo	33	32	0	65
San Luis Potosí	71	105	0	176
Tampico	27	93	18	138
Zacatecas	19	21	17	57
Western Zone	364	431	35	830
Ciudad Obregón	0	13	0	13
Guadalajara	227	218	18	463
Irapuato	5	28	0	33
León	56	62	0	118
Mazatlán	2	6	0	8
Sinaloa	13	54	0	67
Sonora Norte	61	50	17	128
ANNUAL TOTAL	2409	3329	967	6705

REGULAR MEXICAN STUDENT DISTRIBUTION BY PROGRAM TYPE



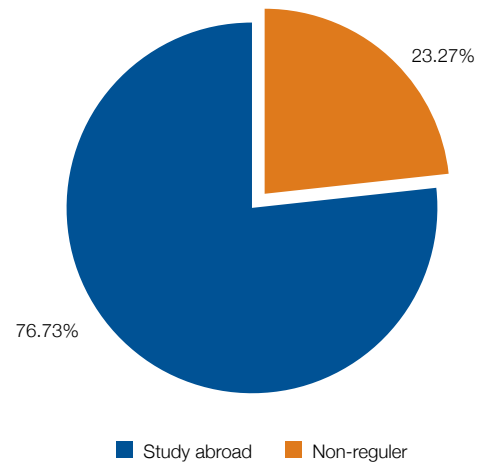
Over 6000 regular mexican students completed an academic period abroad during 2010.

2.4.1 Total annual number of regular mexican high school students

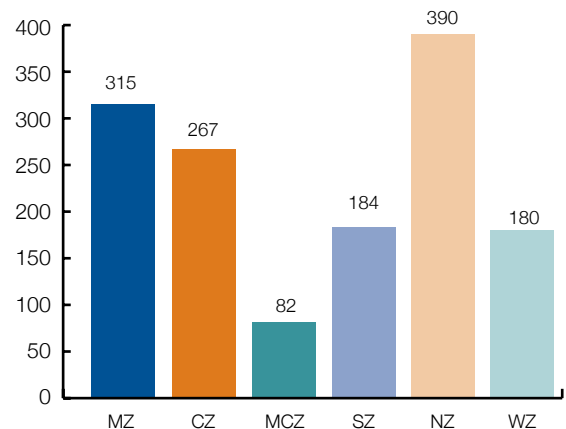
This chart displays the distribution of regular mexican high school students according to the type of program in which they are enrolled: study abroad and non-regular academy period programs.

Regional presidencies and campuses	High School		Total
	Study abroad	Non-regular	
Monterrey Zone	221	94	315
Cumbres	17	0	17
Eugenio Garza Lagüera	34	11	45
Eugenio Garza Sada	26	13	39
Santa Catarina	131	63	194
Valle Alto	13	7	20
Central Zone	178	89	267
Estado de México	109	0	109
Querétaro	30	21	51
Toluca	39	68	107
Mexico City Zone	82	0	82
Ciudad de México	40	0	40
Santa Fe	42	0	42
Southern Zone	157	27	184
Central de Veracruz	28	0	28
Chiapas	15	10	25
Cuernavaca	38	0	38
Hidalgo	35	0	35
Morelia	29	0	29
Puebla	12	17	29
Northern Zone	271	119	390
Aguascalientes	18	0	18
Ciudad Juárez	8	28	36
Chihuahua	66	42	108
Laguna	43	49	92
Saltillo	23	0	23
San Luis Potosí	66	0	66
Tampico	41	0	41
Zacatecas	6	0	6
Western Zone	179	1	180
Ciudad Obregón	13	0	13
Guadalajara	36	0	36
Irapuato	23	0	23
León	38	0	38
Mazatlán	5	0	5
Sinaloa	36	0	36
Sonora Norte	28	1	29
ANNUAL TOTAL	1088	330	1418

DISTRIBUTION OF REGULAR MEXICAN HIGH SCHOOL STUDENTS BY PROGRAM TYPE



DISTRIBUTION OF REGULAR MEXICAN HIGH SCHOOL STUDENTS BY PRESIDENCY



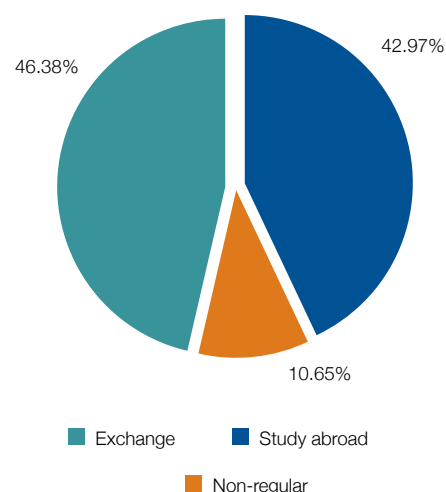
1418 high school students studied abroad during 2010.

2.4.2 Total annual number of regular mexican undergraduate students

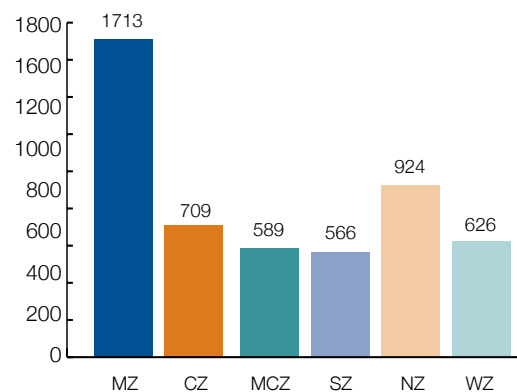
This chart displays the distribution of regular mexican undergraduate students according to the type of program in which they are enrolled: exchange, study abroad and non-regular academy period programs.

Regional presidencies and campuses	Undergraduate			Total
	Exchange	Study abroad	Non-regular	
Monterrey Zone	740	787	186	1713
Monterrey	740	787	186	1713
Central Zone	407	259	43	709
Estado de México	95	89	0	184
Querétaro	205	90	30	325
Toluca	107	80	13	200
Mexico City Zone	314	275	0	589
Ciudad de México	249	183	0	432
Santa Fe	65	92	0	157
Southern Zone	239	252	75	566
Central de Veracruz	27	4	0	31
Chiapas	1	6	15	22
Cuernavaca	56	21	1	78
Hidalgo	10	18	21	49
Morelia	32	23	6	61
Puebla	113	180	32	325
Northern Zone	327	380	217	924
Aguascalientes	37	24	0	61
Ciudad Juárez	13	26	104	143
Chihuahua	75	156	61	292
Laguna	52	59	17	128
Saltillo	33	9	0	42
San Luis Potosí	71	39	0	110
Tampico	27	52	18	97
Zacatecas	19	15	17	51
Western Zone	351	250	25	626
Guadalajara	214	180	9	403
Irapuato	5	5	0	10
León	56	24	0	80
Mazatlán	2	1	0	3
Sinaloa	13	18	0	31
Sonora Norte	61	22	16	99
ANNUAL TOTAL	2378	2203	546	5127

DISTRIBUTION OF REGULAR MEXICAN UNDERGRADUATE STUDENTS BY PROGRAM TYPE



DISTRIBUTION OF REGULAR MEXICAN UNDERGRADUATE STUDENTS BY PRESIDENCY



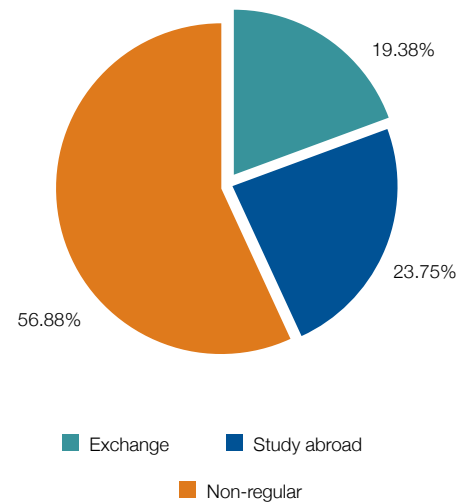
**During 2010,
5127 undergraduate
students studied
abroad.**

2.4.3 Total annual number of regular mexican graduate students

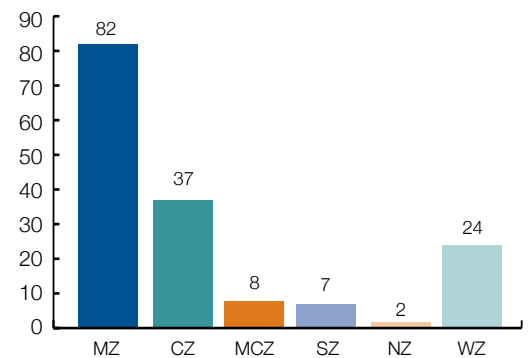
This chart displays the distribution of regular mexican graduate students according to the type of program in which they are enrolled: exchange, study abroad and non-regular academy period programs.

Regional presidencies and campuses	Graduate			Total
	Exchange	Study abroad	Non-regular	
Monterrey Zone	14	23	45	82
Monterrey	14	23	45	82
Central Zone	1	5	31	37
Estado de México	0	0	4	4
Querétaro	0	5	0	5
Toluca	1	0	27	28
Mexico City Zone	0	8	0	8
Santa Fe	0	8	0	8
Southern Zone	1	0	6	7
Cuernavaca	0	0	1	1
Puebla	1	0	5	6
Northern Zone	2	0	0	2
Chihuahua	2	0	0	2
Western Zone	13	2	9	24
Guadalajara	13	2	9	24
ANNUAL TOTAL	31	38	91	160

DISTRIBUTION OF REGULAR MEXICAN GRADUATE STUDENTS BY PROGRAM TYPE



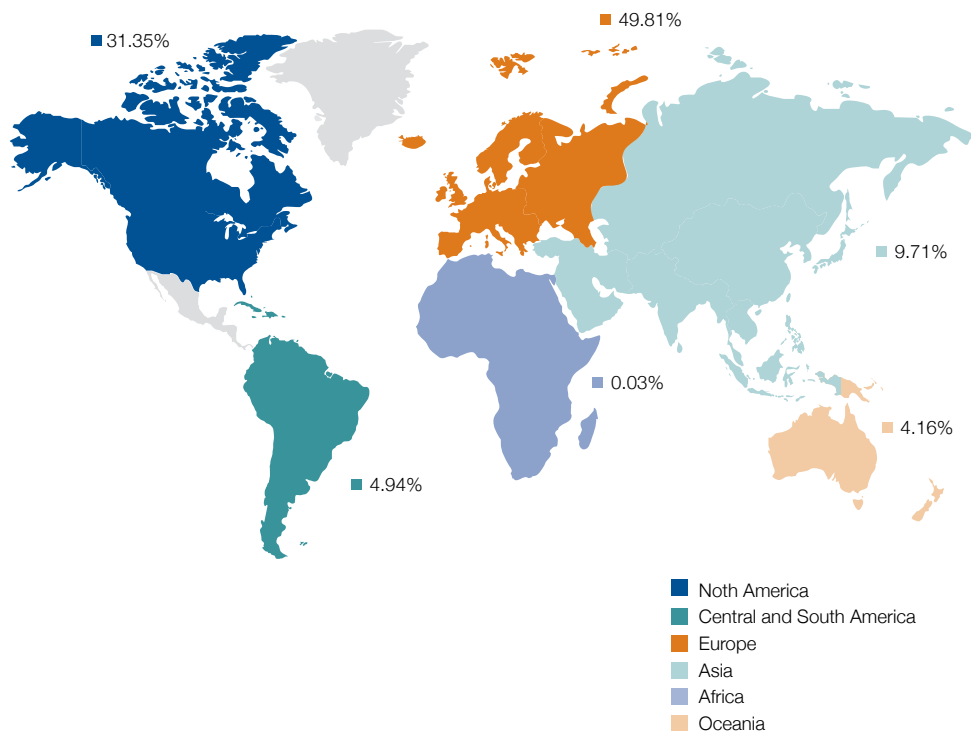
DISTRIBUTION OF REGULAR MEXICAN GRADUATE STUDENTS BY PRESIDENCY



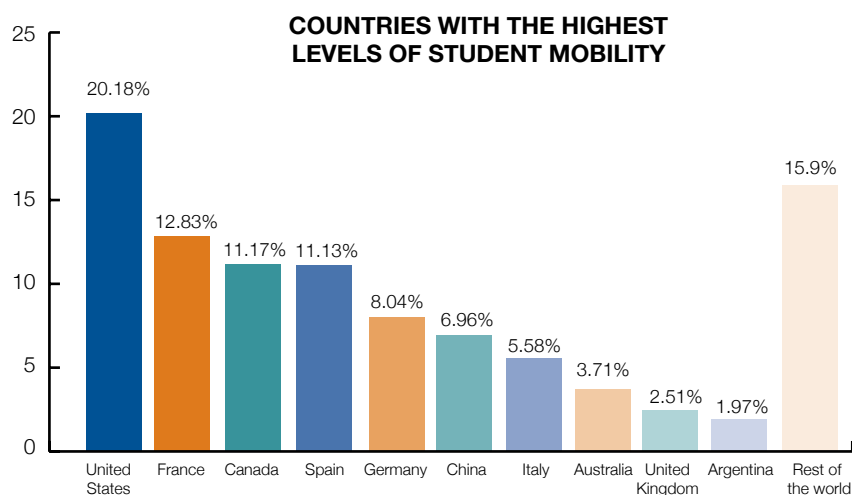
**During 2010,
160 regular mexican
graduate students
studied abroad.**

2.5 Total annual number of regular mexican students by country of academic stay

This chart displays the distribution of regular mexican students by the regions and countries in which they studied their international program.



Regions and countries	Students
North America	2102
United States	1353
Canada	749
Centro y Sudamérica	331
Argentina	132
Chile	97
Brazil	50
Ecuador	16
Peru	10
Costa Rica	9
Colombia	2
Panama	2
Regions of South America	13
Europe	3340
France	860
Spain	746
Germany	539
Italy	374
United Kingdom	168
Sweden	128
Finland	100
Holland	77
Denmark	59
Switzerland	59
Hungary	46
Austria	40
Czech Republic	24
Belgium	20
Croatia	16
Poland	15
Norway	11
Ireland	5
Monaco	5
Estonia	4
Iceland	1
Portugal	1
Regions of Europe	42
Asia	651
China	467
Japan	48
Singapore	24
South Korea	23
United Arab Emirates	14
Thailand	5
Russia	3
Regions of Asia	67
Africa	2
Ghana	1
South Africa	1
Oceania	279
Australia	249
New Zeland	30
ANNUAL TOTAL	6705













2.6 Top universities for regular mexican student mobility

The following chart displays the total number of regular mexican undergraduate students at each of the universities with the highest levels of mobility. Only students in exchange and study abroad programs are considered.

Regions and universities	Students
North America	1127
University of British Columbia	159
University of California at Berkeley	63
University of Texas at Austin	44
McGill University	42
Oklahoma State University	36
Rest of the universities in the region	783
Central and South America	295
Universidad de Belgrano	32
Universidad de los Andes	20
Fundação Armando Alvares Penteado	18
Universidad Mayor	14
Universidad Nacional de La Plata	10
Rest of the universities in the region	201
Europe	2561
Universidad Pontificia Comillas	127
Scuola Lorenzo De' Medici	117
Fachhochschule Münster	70
Fachhochschule Pforzheim - Hochschule fuer Gestaltung, Technik und Wirtschaft	53
Fachhochschule Esslingen - Hochschule für Technik	48
Rest of the universities in the region	2146
Asia	362
Fudan University	154
The Chinese University of Hong Kong	23
University of International Business and Economics	20
The Emirates Academy	14
Ajou University	10
Rest of the universities in the region	141
Africa	2
Stellenbosch University	1
University of Ghana	1
Oceania	234
University of Melbourne	28
University of New South Wales	24
UNITEC Institute of Technology	20
Royal Melbourne Institute of Technology	18
University of Queensland	16
Rest of the universities in the region	128
ANNUAL TOTAL	4581

TOP UNIVERSITIES FOR REGULAR MEXICAN UNDERGRADUATE STUDENT MOBILITY

	University of British Columbia	3.47%
	Fudan University	3.36%
	Universidad Pontificia Comillas	2.77%
	Scuola Lorenzo De' Medici	2.55%
	Fachhochschule Münster	1.53%
	University of California at Berkeley	1.38%
	Fachhochschule Pforzheim - Hochschule fuer Gestaltung, Technik und Wirtschaft	1.16%
	Fachhochschule Esslingen - Hochschule für Technik	1.05%
	University of Texas at Austin	0.96%
	McGill University	0.92%

Most of our student mobility takes place with universities in Europe and North America.

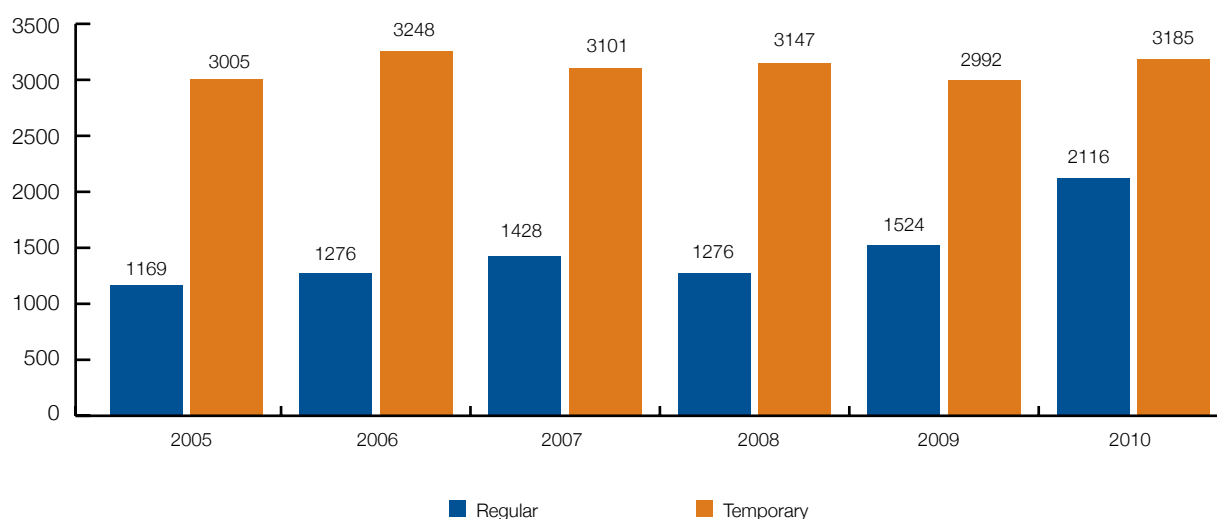
3. INTERNATIONAL STUDENT REPORT

3.1 Historical student mobility data

This chart displays the participation of international students in Tecnológico de Monterrey programs from 2005 to date and their distribution by type of academic status: regular and temporary.

Year	INTERNATIONAL STUDENTS		ANNUAL TOTAL
	Regular	Temporary	
2010	2116	3185	5301
2009	1524	2992	4516
2008	1276	3147	4423
2007	1428	3101	4529
2006	1276	3248	4524
2005	1169	3005	4174

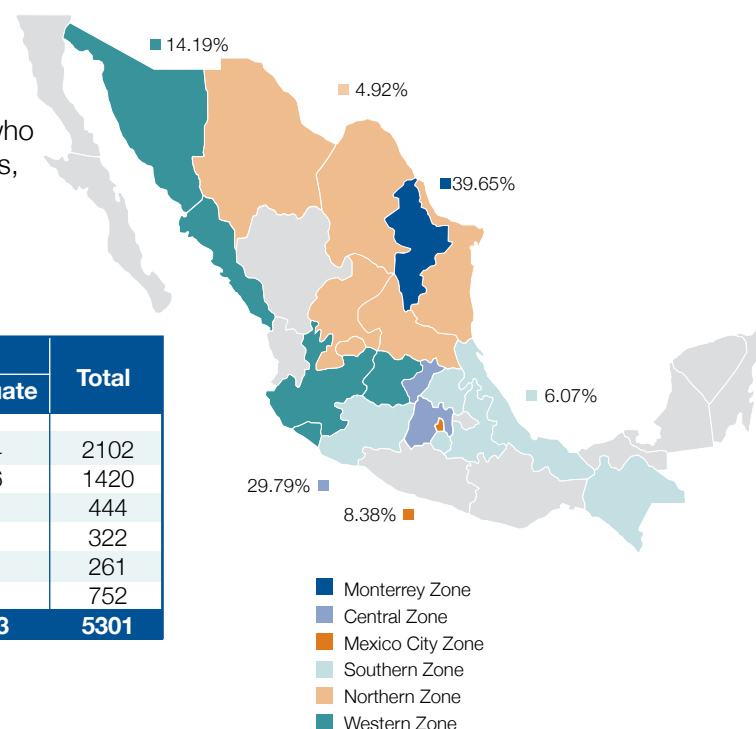
INTERNATIONAL STUDENT MOBILITY



3.2 Total annual number of international students by presidency

This chart displays the mobility of international students who studied at one of the Tecnológico de Monterrey campuses, by distribution in each of the Tecnológico de Monterrey presidencies.

Regional presidency	International students			Total
	High School	Undergraduate	Graduate	
Monterrey Zone	89	1489	524	2102
Central Zone	44	1040	336	1420
Mexico City Zone	50	308	86	444
Southern Zone	41	266	15	322
Northern Zone	116	141	4	261
Western Zone	78	586	88	752
ANNUAL TOTAL	418	3830	1053	5301



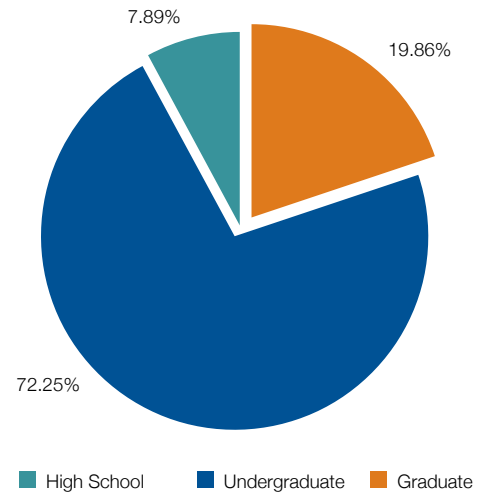
3.3 Total annual number of international students by academic level

This chart displays the distribution of international students who completed a program or course at one of the Tecnológico de Monterrey campuses, classified by academic level: high school, undergraduate and graduate.

Regional presidencies and campuses	International students			Total
	High School	Undergraduate	Graduate	
Monterrey Zone	89	1489	524	2102
Cumbres	3	•	•	3
Eugenio Garza Lagüera	29	•	•	29
Eugenio Garza Sada	12	•	•	12
Monterrey	•	1489	524	2013
Santa Catarina	37	•	•	37
Valle Alto	8	•	•	8
Central Zone	44	1040	336	1420
Estado de México	9	393	256	658
Querétaro	26	494	56	576
Toluca	9	153	24	186
Mexico City Zone	50	308	86	444
Ciudad de México	10	244	56	310
Santa Fe	40	64	30	134
Southern Zone	41	266	15	322
Central de Veracruz	3	11	•	14
Chiapas	8	8	•	16
Cuernavaca	8	187	1	196
Hidalgo	2	7	•	9
Morelia	9	14	2	25
Puebla	11	39	12	62
Northern Zone	116	141	4	261
Aguascalientes	7	11	•	18
Ciudad Juárez	73	23	2	98
Chihuahua	5	23	1	29
Laguna	2	13	•	15
Saltillo	6	19	•	25
San Luis Potosí	10	34	•	44
Tampico	7	11	1	19
Zacatecas	6	7	•	13
Western Zone	78	586	88	752
Guadalajara	27	481	88	596
Irapuato	7	1	•	8
León	36	37	•	73
Mazatlán	•	24	•	24
Sinaloa	7	7	•	14
Sonora Norte	1	36	•	37
ANNUAL TOTAL	418	3830	1053	5301

• Campuses that do not offer international programs for these academic levels.


DISTRIBUTION OF INTERNATIONAL STUDENTS BY ACADEMIC LEVEL



Tecnológico de Monterrey welcomed 5301 international students into its classrooms in 2010.

3.4 Total annual number of international students by type of international program

This chart displays the distribution by campus of international students according to the type of program in which they are enrolled: regular, exchange, study abroad and non-regular academy period programs.

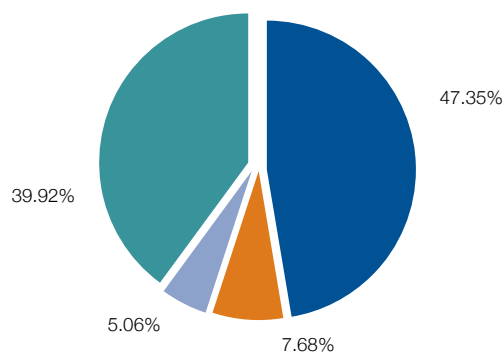


2116
international
students
studied
their entire
academic
program at
Tecnológico de
Monterrey
during 2010.

Regional presidencies and campuses	International students				Total
	Regular	Temporary			
		Exchange	Study abroad	Non-regular	
Monterrey Zone	753	1128	105	116	2102
Cumbres	2	0	0	1	3
Eugenio Garza Lagüera	25	0	0	4	29
Eugenio Garza Sada	11	0	0	1	12
Monterrey	672	1128	105	108	2013
Santa Catarina	37	0	0	0	37
Valle Alto	6	0	0	2	8
Central Zone	797	449	120	54	1420
Estado de México	471	148	18	21	658
Querétaro	192	254	97	33	576
Toluca	134	47	5	0	186
Mexico City Zone	193	219	32	0	444
Ciudad de México	77	208	25	0	310
Santa Fe	116	11	7	0	134
Southern Zone	88	160	47	27	322
Central de Veracruz	5	2	7	0	14
Chiapas	1	7	7	1	16
Cuernavaca	28	129	22	17	196
Hidalgo	3	1	5	0	9
Morelia	16	1	0	8	25
Puebla	35	20	6	1	62
Northern Zone	158	63	40	0	261
Aguascalientes	14	4	0	0	18
Ciudad Juárez	69	0	29	0	98
Chihuahua	16	13	0	0	29
Laguna	12	2	1	0	15
Saltillo	8	12	5	0	25
San Luis Potosí	16	24	4	0	44
Tampico	14	5	0	0	19
Zacatecas	9	3	1	0	13
Western Zone	127	491	63	71	752
Guadalajara	91	409	39	57	596
Irapuato	7	0	1	0	8
León	14	34	16	9	73
Mazatlán	0	21	3	0	24
Sinaloa	10	0	4	0	14
Sonora Norte	5	27	0	5	37
ANNUAL TOTAL	2116	2510	407	268	5301

DISTRIBUTION OF INTERNATIONAL STUDENTS BY PROGRAM TYPE

Regular Exchange
Study abroad Non-regular

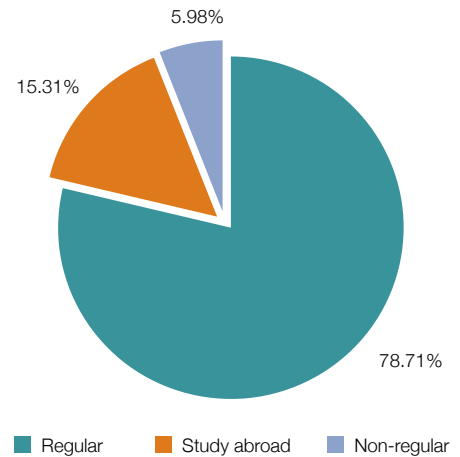


3.4.1 Total annual number of international high school students

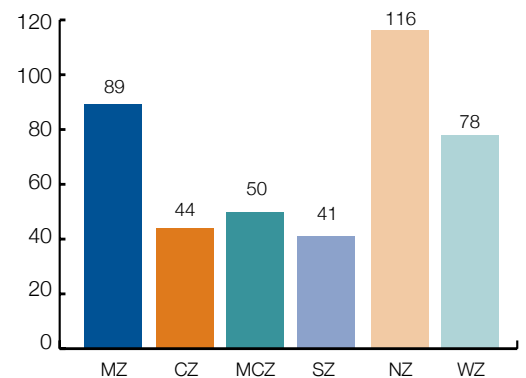
This chart displays the distribution of international high school student by the type of program in which they enrolled and the duration of their stay at Tecnológico de Monterrey.

Regional presidencies and campuses	High School			Total
	Regular	Temporary		
		Study abroad	Non-regular	
Monterrey Zone	81	0	8	89
Cumbres	2	0	1	3
Eugenio Garza Lagüera	25	0	4	29
Eugenio Garza Sada	11	0	1	12
Santa Catarina	37	0	0	37
Valle Alto	6	0	2	8
Central Zone	42	2	0	44
Estado de México	9	0	0	9
Querétaro	24	2	0	26
Toluca	9	0	0	9
Mexico City Zone	50	0	0	50
Ciudad de México	10	0	0	10
Santa Fe	40	0	0	40
Southern Zone	27	6	8	41
Central de Veracruz	3	0	0	3
Chiapas	1	6	1	8
Cuernavaca	8	0	0	8
Hidalgo	2	0	0	2
Morelia	2	0	7	9
Puebla	11	0	0	11
Northern Zone	86	30	0	116
Aguascalientes	7	0	0	7
Ciudad Juárez	45	28	0	73
Chihuahua	5	0	0	5
Laguna	2	0	0	2
Saltillo	4	2	0	6
San Luis Potosí	10	0	0	10
Tampico	7	0	0	7
Zacatecas	6	0	0	6
Western Zone	43	26	9	78
Guadalajara	21	6	0	27
Irapuato	7	0	0	7
León	11	16	9	36
Sinaloa	3	4	0	7
Sonora Norte	1	0	0	1
ANNUAL TOTAL	329	64	25	418

DISTRIBUTION OF INTERNATIONAL HIGH SCHOOL STUDENTS BY PROGRAM TYPE



DISTRIBUTION OF INTERNATIONAL HIGH SCHOOL STUDENTS BY PRESIDENCY



418 international high school students studied at Tecnológico de Monterrey during 2010.

3.4.2 Total annual number of international undergraduate students

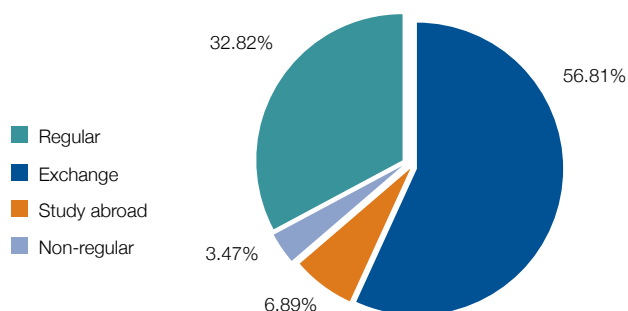
This chart displays the distribution of international undergraduate student by the type of program in which they enrolled and the duration of their stay at Tecnológico de Monterrey.



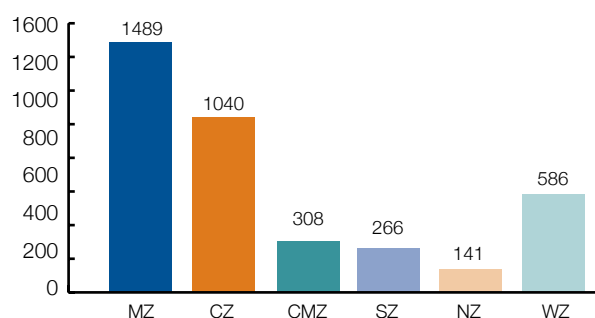
3830
international
undergraduate
students
studied at
Tecnológico de
Monterrey
during 2010.

Regional presidencies and campuses	Undergraduate				Total
	Regular	Temporary			
		Exchange	Study abroad	Non-regular	
Monterrey Zone	489	884	51	65	1489
Monterrey	489	884	51	65	1489
Central Zone	475	440	104	21	1040
Estado de México	207	147	18	21	393
Querétaro	164	248	82	0	494
Toluca	104	45	4	0	153
Mexico City Zone	100	182	26	0	308
Ciudad de México	45	175	24	0	244
Santa Fe	55	7	2	0	64
Southern Zone	55	152	41	18	266
Central de Veracruz	2	2	7	0	11
Chiapas	0	7	1	0	8
Cuernavaca	19	129	22	17	187
Hidalgo	1	1	5	0	7
Morelia	12	1	0	1	14
Puebla	21	12	6	0	39
Northern Zone	69	62	10	0	141
Aguascalientes	7	4	0	0	11
Ciudad Juárez	22	0	1	0	23
Chihuahua	10	13	0	0	23
Laguna	10	2	1	0	13
Saltillo	4	12	3	0	19
San Luis Potosí	6	24	4	0	34
Tampico	7	4	0	0	11
Zacatecas	3	3	1	0	7
Western Zone	69	456	32	29	586
Guadalajara	55	374	28	24	481
Irapuato	0	0	1	0	1
León	3	34	0	0	37
Mazatlán	0	21	3	0	24
Sinaloa	7	0	0	0	7
Sonora Norte	4	27	0	5	36
ANNUAL TOTAL	1257	2176	264	133	3830

DISTRIBUTION OF INTERNATIONAL UNDERGRADUATE STUDENTS BY PROGRAM TYPE



DISTRIBUTION OF INTERNATIONAL UNDERGRADUATE STUDENTS BY PRESIDENCY



3.4.3 Total annual number of international graduate students

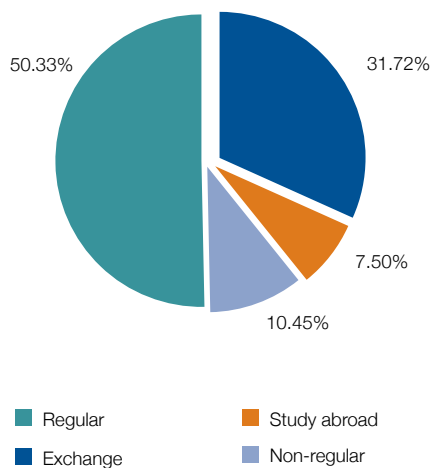
This chart displays the distribution of international graduate students and the duration of their stay at Tecnológico de Monterrey.

Regional presidencies and campuses	Graduate				Total
	Regular	Temporary			
		Exchange	Study abroad	Non-regular	
Monterrey Zone	183	244	54	43	524
Monterrey	183	244	54	43	524
Central Zone	280	9	14	33	336
Estado de México	255	1	0	0	256
Querétaro	4	6	13	33	56
Toluca	21	2	1	0	24
Mexico City Zone	43	37	6	0	86
Ciudad de México	22	33	1	0	56
Santa Fe	21	4	5	0	30
Southern Zone	6	8	0	1	15
Cuernavaca	1	0	0	0	1
Morelia	2	0	0	0	2
Puebla	3	8	0	1	12
Northern Zone	3	1	0	0	4
Ciudad Juárez	2	0	0	0	2
Chihuahua	1	0	0	0	1
Tampico	0	1	0	0	1
Western Zone	15	35	5	33	88
Guadalajara	15	35	5	33	88
ANNUAL TOTAL	530	334	79	110	1053

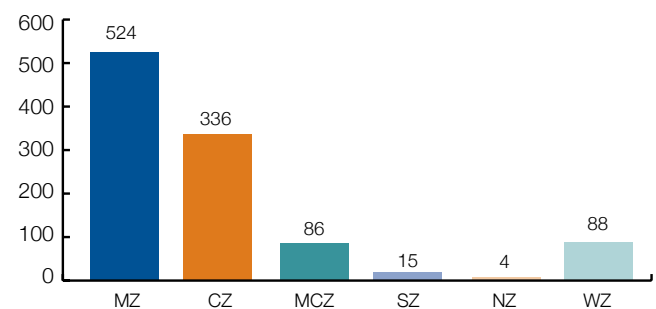


1053
international
graduate
students
studied at
Tecnológico de
Monterrey
during 2010.

DISTRIBUTION OF INTERNATIONAL GRADUATE STUDENTS BY PROGRAM TYPE



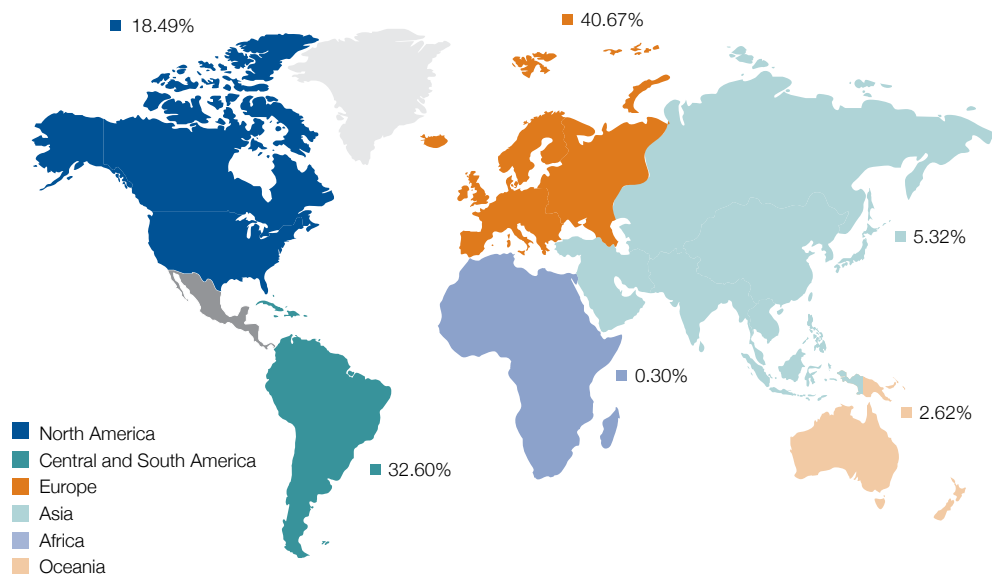
DISTRIBUTION OF INTERNATIONAL GRADUATE STUDENTS BY PRESIDENCY



3.5 Total annual number of international students by country of origin

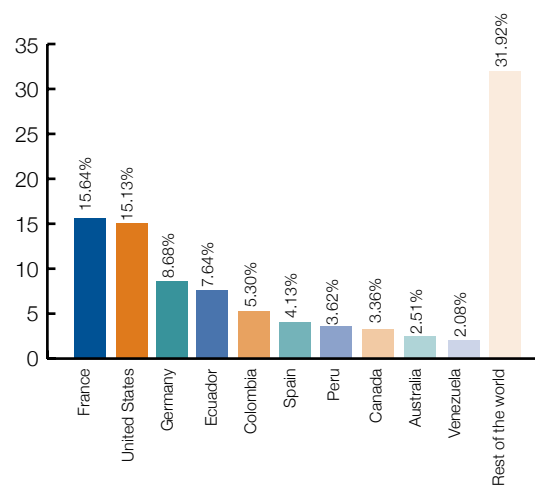
This chart displays the distribution of international students who studied at Tecnológico de Monterrey according to their region and country of origin.

Regions and countries	International students
North America	980
United States	802
Canada	178
Central and South America	1728
Ecuador	405
Colombia	281
Peru	192
Venezuela	110
Bolivia	98
Dominican Republic	84
Argentina	68
Chile	67
El Salvador	67
Brazil	63
Guatemala	63
Costa Rica	56
Honduras	44
Nicaragua	39
Panama	34
Cuba	14
Uruguay	14
Paraguay	11
Saint Vincent and the Granadines	10
Puerto Rico	4
Saint Kitts and Nevis	2
Bahamas	1
Haiti	1
Europe	2156
France	829
Germany	460
Spain	219
Holland	102
Finland	92
Sweden	78
Denmark	74
Belgium	51
United Kingdom	51
Italy	41
Czech Republic	32
Switzerland	30
Norway	23
Austria	20
Poland	8
Serbia	6
Liechtenstein	5
Ukraine	5
Hungary	4
Slovakia	3
Ireland	3
Asia	282
South Korea	91
Singapore	71
China	68
Japan	23
Russia	7
Taiwan	7
Thailand	5
India	3
Israel	3
Iran	2
North Korea	1
Philippines	1
Africa	16
Nigeria	13
Morocco	2
South Africa	1
Oceania	139
Australia	133
New Zeland	6
ANNUAL TOTAL	5301



Regions and countries	International students
Iceland	3
Portugal	3
Germany	2
Croatia	2
Slovenia	2
Estonia	2
Slovak Republic	2
Bulgaria	1
Lithuania	1
Monaco	1
Rumania	1
Asia	282
South Korea	91
Singapore	71
China	68
Japan	23
Russia	7
Taiwan	7
Thailand	5
India	3
Israel	3
Iran	2
North Korea	1
Philippines	1
Africa	16
Nigeria	13
Morocco	2
South Africa	1
Oceania	139
Australia	133
New Zeland	6
ANNUAL TOTAL	5301

TOP COUNTRIES OF ORIGIN OF INTERNATIONAL STUDENTS













Tecnológico de Monterrey fosters multicultural dialogue in the classroom.

3.6 Top universities for international student mobility

The following chart displays the total number of international undergraduate students at each of the leading universities for student mobility. Only students from exchange and study abroad programs are considered.

Regions and universities	International students
North America	456
California State University	37
University of North Carolina	25
Université Laval	22
University of Wisconsin System	22
HEC Montréal	20
Rest of the universities in the region	330
Central and South America	137
Escuela Politécnica del Ejército	22
Universidad del Norte	13
Instituto Tecnológico de Costa Rica	6
Universidad de San Buenaventura	5
Universidad de Talca	5
Rest of the universities in the region	86
Europe	1563
The Ministry of Science, Research and the Arts of the State of Baden-Wuerttemberg	76
Fachhochschule Pforzheim - Hochschule fuer Gestaltung, Technik und Wirtschaft	50
Euromed Marseille École de Management	40
École Supérieure de Commerce de Montpellier	38
IÉSEG School of Management	37
Rest of the universities in the region	1322
Asia	167
National University of Singapore	46
Nanyang Technological University	19
The Chinese University of Hong Kong	14
Hankuk University of Foreign Studies	13
Fudan University	9
Rest of the universities in the region	66
Oceania	117
Monash University	15
University of Melbourne	14
University of New South Wales	11
University of Sydney	11
University of Queensland	10
Rest of the universities in the region	56
ANNUAL TOTAL	2440

TOP UNIVERSITIES FOR INTERNATIONAL UNDERGRADUATE STUDENT MOBILITY

	The Ministry of Science, Research and the Arts of the State of Baden-Wuerttemberg	3.11%
	Fachhochschule Pforzheim - Hochschule fuer Gestaltung, Technik und Wirtschaft	2.05%
	National University of Singapore	1.89%
	Euromed Marseille École de Management	1.64%
	École Supérieure de Commerce de Montpellier	1.56%
	California State University	1.52%
	IÉSEG School of Management	1.52%
	University of North Carolina	1.02%
	Université Laval	0.90%
	University of Wisconsin System	0.90%

European students are interested in learning at Tecnológico de Monterrey.

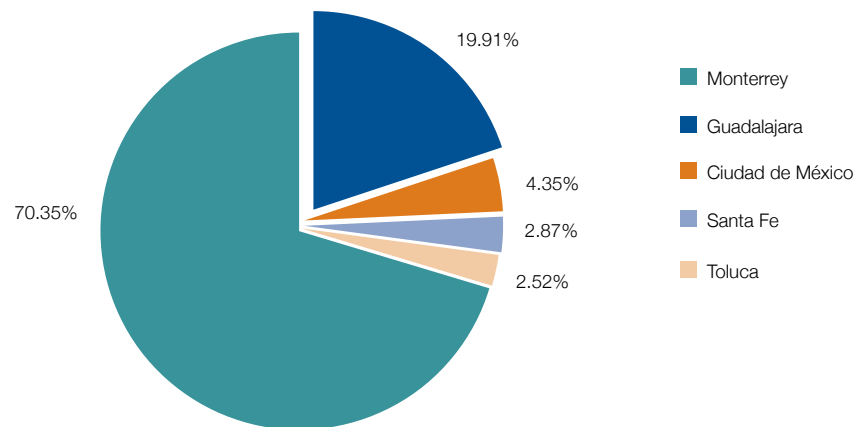
4. INTERNATIONAL DEGREE PROGRAMS

4.1 Regular mexican students enrolled in international degree programs

The following table displays the participation of domestic students enrolled in international degree programs at each of the campuses that offer this type of program and the number of academic programs offered at each campus.

Campus	Number of programs	Students
Monterrey	31	809
Guadalajara	7	229
Ciudad de México	4	50
Santa Fe	4	33
Toluca	1	29
ANNUAL TOTAL	47	1150

DISTRIBUTION OF REGULAR MEXICAN STUDENTS IN INTERNATIONAL DEGREE PROGRAMS BY CAMPUS



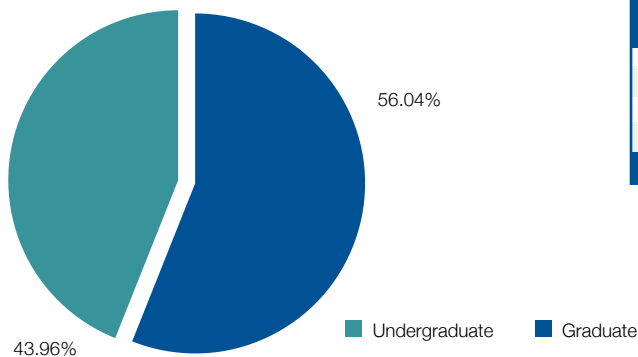
Tecnológico de Monterrey offers 39 international degree programs in the fields of Business and Administration, Health, Social Science and Humanities, Engineering and Science, Architecture, and Information Technologies and Electronics.

5. VIRTUAL MODALITY

5.1 Total annual number of regular mexican Virtual University students by academic level

This chart displays the distribution of regular mexican students who studied an international program at the Virtual University by academic level: undergraduate and graduate.

DISTRIBUTION OF REGULAR MEXICAN VIRTUAL UNIVERSITY STUDENTS BY ACADEMIC LEVEL



Period	Regular Mexican		Total
	Undergraduate	Graduate	
January-May	142	38	180
Summer	0	194	194
August-December	153	144	297
ANNUAL TOTAL	295	376	671

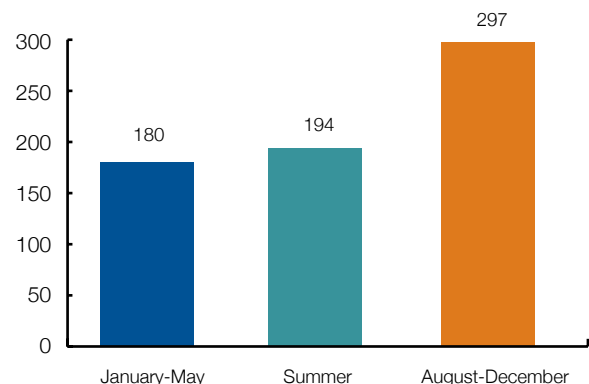
5.2 Total annual number of regular mexican Virtual University students by academic period

This chart displays the number of regular mexican students who completed an international program at the Virtual University in each of the academic periods. During the year, there was an upward trend in the number of students in this modality.



671 regular mexican students completed an international program in the virtual modality during 2010.

DISTRIBUTION OF REGULAR MEXICAN VIRTUAL UNIVERSITY STUDENTS BY ACADEMIC PERIOD

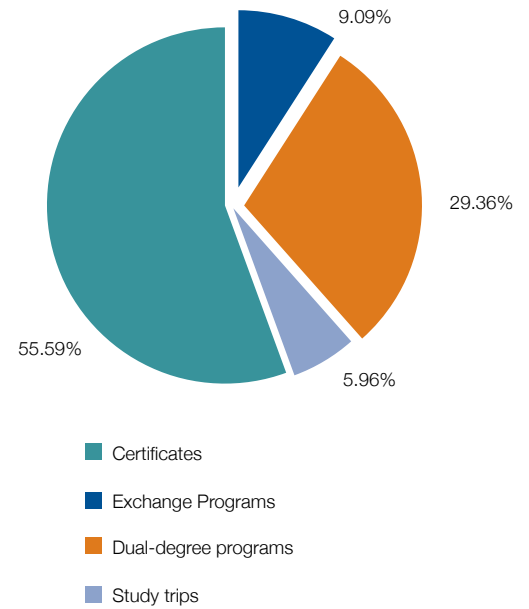


5.3 Total annual number of regular mexican Virtual University students by type of international program

This chart displays the distribution of regular mexican Virtual University students according to the type of program in which they enrolled during all the academic periods.

Program type	Students		Total
	Undergraduate	Graduate	
Certificates	295	78	373
Six Sigma Black Belt	•	46	46
Certification with eCornell University	•	15	15
Certification with Stanford University	•	17	17
Certification with Fudan University	5	•	5
Six Sigma Green Belt	264	•	264
Global Issues Program -			
Certificate in Globalization	26	•	26
Exchange Programs	0	61	61
Exchange with Boston University	•	23	23
Exchange with Universitat Rovira i Virgili	•	9	9
Exchange with University of Texas at El Paso	•	29	29
Dual-degree programs	0	197	197
Dual-degree program with Carnegie Mellon University	•	43	43
Dual-degree program with Global MBA con Thunderbird University	•	154	154
Study trips	0	40	40
International seminar in Madrid	•	16	16
Summer trip to Houston	•	24	24
ANNUAL TOTAL	295	376	671

DISTRIBUTION OF REGULAR MEXICAN VIRTUAL UNIVERSITY STUDENTS BY PROGRAM TYPE



• Programs not offered for these academic levels.



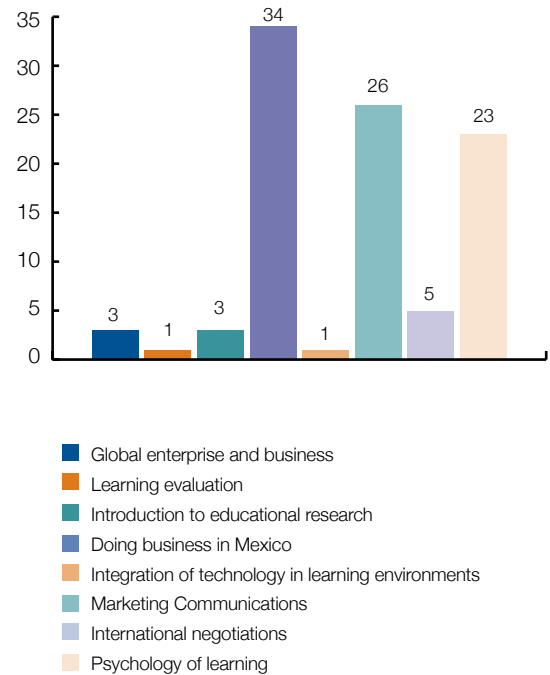
5.4 Total annual number of international Virtual University students by course

This chart displays the distribution of international students by the type of course in which they enrolled.

Courses	International students		Total
	Undergraduate	Graduate	
Global enterprise and business	3	•	3
Learning evaluation	•	1	1
Introduction to educational research	•	3	3
Doing business in Mexico	•	34	34
Integration of technology in learning environments	•	1	1
Marketing Communications	•	26	26
International negotiations	1	4	5
Psychology of learning	•	23	23
ANNUAL TOTAL	4	92	96

• Courses not offered for these academic levels.

DISTRIBUTION OF INTERNATIONAL STUDENTS BY COURSE









5.5 Total annual number of international Virtual University students by institution of origin

This chart displays the distribution of international students by university of origin and academic level.

Universities	International students		Total
	Undergraduate	Graduate	
Boston University	•	60	60
Universitat Rovira i Virgili	•	6	6
University of British Columbia	•	1	1
University of Melbourne	2	3	5
University of Nottingham	2	•	2
University of Texas at El Paso	•	22	22
ANNUAL TOTAL	4	92	96

• Courses not offered for these academic levels.

	Boston University	62.50%
	University of Texas at El Paso	22.92%
	Universitat Rovira i Virgili	6.25%
	University of Melbourne	5.21%
	University of Nottingham	2.08%
	University of British Columbia	1.04%

96 international students participated in the Virtual University's programs during 2010.

GLOSSARY

Regular mexican students: are Mexican nationals who are studying an academic program at Tecnológico de Monterrey. They can participate in international exchange, study abroad and non-regular academy period programs.

Regular mexican students in exchange programs: are Mexican students who are studying a complete academic period at a foreign university or institution with which Tecnológico de Monterrey has signed an international cooperation agreement. Students take the place of an international student at the foreign institution. These systems allow students to pay their tuition fees at the corresponding Tecnológico de Monterrey campus.

Regular mexican students in study abroad programs: are students who study a complete academic period at an overseas university or institution with which Tecnológico de Monterrey has signed an international cooperation agreement. They pay tuition fees to the overseas host institution.

Regular mexican students in non-regular academy period programs: are students who complete an academic stay abroad to conduct activities in research, seminars or trips for a length of time that is more than 2 weeks but less than a complete academic period. These programs can be the international component of a course or be related to the academic program in which the student is enrolled.

Regular mexican students in international degree programs: are undergraduate students who are studying an academic program at Tecnológico de Monterrey and are required to study 33% of their courses in a language other than Spanish and study abroad for 2 semesters. These students can aspire to earning a dual degree.

International students: are students who are not Mexican citizens and are studying an international or academic program at Tecnológico de Monterrey.

Regular international students: are students who are not Mexican citizens and are enrolled in an academic program to earn an undergraduate degree at Tecnológico de Monterrey.

Temporary international students: are students who, without belonging to any of Tecnológico de Monterrey's official programs, are enrolled in specific regular or personalized courses to complete part of one of these programs.

International students in exchange programs: international exchange students are students from a foreign university with which Tecnológico de Monterrey has signed an international cooperation agreement. They pay the tuition fees to their university of origin.

International students in study abroad programs: are international students from a foreign university, which may or may not have signed an international cooperation agreement with Tecnológico de Monterrey, who participate as temporary students and pay the costs of their stay directly to Tecnológico de Monterrey.

International students in non-regular academy period programs: are students who complete an academic stay at Tecnológico de Monterrey to conduct activities in research, seminars or trips for a length of time that is more than 2 weeks but less than a complete academic period.

DIRECTORY

INTERNATIONAL PROGRAM DIRECTORS BY CAMPUS

Presidencies and campuses	Director	Switchboard	Ext.	Email
MONTERREY ZONE				
Monterrey	Eduardo Guzmán Sáenz, Ph.D.	(81) 8358-2000	3945	eguzman@itesm.mx
Vice Presidency for High School Education	Melva Nadia Villarreal Cuellar	(81) 8151-4300	4269	melvavillarreal@itesm.mx
Ignacio A. Santos School of Medicine	Enrique Saldívar Ornelas, Ph.D.	(81) 8888-2000	2044	ejs@itesm.mx
EGADE	Rodrigo Osuna Osuna	(81) 8625-6000	6203	rodrigo.osuna@itesm.mx
MEXICO CITY ZONE				
Ciudad de México	Francisco Javier Rosales Pineda	(55) 5483-2020	1610	francisco.rosales@itesm.mx
Estado de México	Ana Esther Gutiérrez Robles, Ph.D.	(55) 5864-5555	5890	aegutier@itesm.mx
Toluca	Luisa Argelia Carrera Chávez	(722) 279-9990	2850	argelia.carrera@itesm.mx
Santa Fe	Norma Gabriela Parada Chávez	(55) 9177-8000	7781	gabriela.parada@itesm.mx
NORTHERN ZONE				
Aguascalientes	María Rosario Pereda Huerta	(449) 910-0900	5141	rosario.pereda@itesm.mx
Chihuahua	Verónica Amelia Irigoyen Baeza	(614) 439-5000	4123	veronica.irigoyen@itesm.mx
Ciudad Juárez	Manuel Hernández Cárdenas R.	(656) 629-9100	2553	manuel.hernandez.cr@itesm.mx
Laguna	Pedro Antonio Martínez Acosta	(871) 729-6363	5500	pama@itesm.mx
Saltillo	Leticia Esthela González Valdez	(844) 411-8000	2094	lety.gonzalez@itesm.mx
San Luis Potosí	Mónica Gpe. Sandoval Villalobos	(444) 834-1000	4081	msandova@itesm.mx
Tampico	Marcela Rodríguez Muro	(833) 229-1600	2213	marcela.rodriguez@itesm.mx
Zacatecas	Xiomara Mercado Rosales	(492) 923-0044	1618	xiomara@itesm.mx
SOUTHERN ZONE				
Central de Veracruz	Judith Tlapalamatl Salcido	(271) 717-0500	6562	jats@itesm.mx
Chiapas	Sara Gabriela Ruiz Esponda	(961) 617-6000	6036	sary.ruiz@itesm.mx
Cuernavaca	Antoaneta Antonova Atanassova	(777) 329-7100	1809	antoaneta@itesm.mx
Hidalgo	Cittalli Gutiérrez Luna	(771) 717-0214	1819	gcittalli@itesm.mx
Morelia	Guadalupe López Rangel	(443) 322-6800	3223	lupitalopez@itesm.mx
Puebla	Carolina Martínez Pulido	(222) 303-2000	2143	carolina.martinez@itesm.mx
WESTERN ZONE				
Ciudad Obregón	Linda Luz Licón	(644) 410-5700	5739	lindalicon@itesm.mx
Guadalajara	Raúl de Aguinaga Vázquez, Ph.D.	(33) 3669-3000	5800	raguin@itesm.mx
Irapuato	María Aranzazú Martínez Ramírez	(462) 606-8000	4320	aranzamr@itesm.mx
León	Guadalupe Abad Paniagua	(477) 710-9000	3700	gabad@itesm.mx
Querétaro	Carla Diez de Marina Salcedo	(442) 238-3100	3371	cdiez@itesm.mx
Sinaloa	Ana Laura Loaiza Guardado	(667) 759-1600	1642	alaura.loaiza@itesm.mx
Sonora Norte	Roberto Félix Ortega	(662) 259-1000	2216	roberto.felix@itesm.mx

GROUP OF INTERNATIONALIZATION REPRESENTATIVES

Presidency	Name	Switchboard	Ext.	Email
International Programs Division	Jesús Enrique Ramos Reséndiz, Ph.D.	(81) 8358-2000	3502	jerr@itesm.mx
Vice Presidency for Internationalization	Enrique A. Zepeda Bustos, Ph.D.	(81) 8358-2000	3978 3968	eazepeda@itesm.mx
Virtual University	Armida Lozano Castro	(81) 8358-2000	6835	armida.lozano@itesm.mx
Monterrey Zone	Eduardo Guzmán Sáenz, Ph.D.	(81) 8358-2000	3945	eguzman@itesm.mx
Vice Presidency for High School Education	María José García Fernández	(81) 8151-4300	4610	mjgarcia@itesm.mx
Mexico City Zone	Ana Esther Gutiérrez Robles, Ph.D.	(55) 5864-5555	5890	aegutier@itesm.mx
Northern Zone	Claudia Isela Gutiérrez Quezada	(614) 439-5000	4110	claudia.isela.gutierrez@itesm.mx
Southern Zone	Citlalli Gutiérrez Luna	(771) 717-0214	1819	gcitlalli@itesm.mx
Western Zone	Martín G. Velázquez Osuna, Ph.D.	(33) 3669-3000	4000	mvelazqz@itesm.mx

INTERNATIONAL PROGRAMS DIVISION OF TECNOLÓGICO DE MONTERREY

Position	Name	Switchboard	Ext.	Email
Director of International Programs	Jesús Enrique Ramos Reséndiz, Ph.D.	(81) 8358-2000	3502	jerr@itesm.mx
Director of International Academic Administration	Luis Pablo Villarreal Rosales	(81) 8358-2000	2949	luisp.villarreal@itesm.mx
Coordinator of International Academic Administration	Iván Hernández Rangel	(81) 8358-2000	2948	michel.hernandez@itesm.mx
Director of International Cooperation and Academic Quality	Santiago Castiello Gutiérrez	(81) 8358-2000	2950	santiagocg@itesm.mx
Coordinator of International Academic Regulations	Azalia Ivette Roque Olvera	(81) 8358-2000	2940 2942	azalia.roque@itesm.mx
Coordinator of International Cooperation	Daniela González Quiroz	(81) 8358-2000	2940	daniela.gonzalezq@itesm.mx
Director of Information Systems and International Statistics	Teresita de Jesús Cepeda Hernández	(81) 8358-2000	2946	tere.cepeda@itesm.mx
Project coordinator and systems manager for Mexican students	Sofía Alicia Treviño Garza	(81) 8358-2000	2946	sofia.trevino@itesm.mx
Coordinator of systems development and management for international students	Víctor Alfonso Matienzo Cruz	(81) 8358-2000	2946	victor.matienzo@itesm.mx
Director of Communication and Training	Ma. Isabel Avilés Arreola	(81) 8358-2000	2943 2945	maviles@itesm.mx
Communication Coordinator	Sandra Elizabeth Castellanos Guardiola	(81) 8358-2000	2940	sandra.ecg@itesm.mx
Training Coordinator	Yedida Betzabé López Membrilla	(81) 8358-2000	2940	yblopez@itesm.mx
Secretary	Leticia Fuentes Mendoza	(81) 8358-2000	2943 2945	lfuentes@itesm.mx

VICE PRESIDENCY FOR INTERNATIONAL AFFAIRS

Presidency	Name	Switchboard	Ext.	Email
Vice President External Relations and Internationalization	Carlos Cruz Limón	(81) 8358-2000	2300	ccruz@itesm.mx
Vice President International Affairs	Enrique A. Zepeda Bustos, Ph.D.	(81) 8358-2000	3978 3968	eazepeda@itesm.mx
Secretary International Affairs Coordinator	Alma Rosa Cruz Rodríguez Osiris Medina Pavón	(81) 8358-2000 (81) 8358-2000	3968 2950	alcruz@itesm.mx osiris.medina@itesm.mx
Director of International Relations and Strategic Projects	Adriana Rojas Martínez	(777) 329-7100	1894	adriana.rojas@itesm.mx
Director of Planning and International Development	Luz Patricia Montaña Salinas	(81) 8358-2000	2944	pmontano@itesm.mx
International Development Coordinator	Mayra Yazmín Rodríguez Jiménez	(81) 8358-2000	2946	mayra.yazmin@itesm.mx
Administration Coordinator	Gloria Elisa Flores Salinas	(81) 8358-2000	2944	gloriaflores@itesm.mx

INTERNATIONAL LIAISON OFFICES AND SITES

Cities	Director	Email
Barcelona, Spain	María Gómez García	marigome@itesm.mx
Bogota, Colombia	Teresa Norma Moreno Villaseñor	tmoreno@itesm.mx
Boston, United States	Erika Sofía Von Raesfeld Ojeda	von.raesfeld@itesm.mx
Buenos Aires, Argentina	Miguel López Montiel	miguel.lopez@itesm.mx
Santiago, Chile	Cynthia Reyes Castañeda	cyreyes@itesm.mx
Dallas, United States	Leticia Santos Zamarripa	leticia.zamarripa@itesm.mx
Fribourg, Switzerland	Antonio Pita Szczesniewski, Ph.D.	antonio.pita@itesm.mx
Guayaquil, Ecuador	Gloria Brito Astudillo	gbrito@itesm.mx
Lima, Peru	Irma Hurtado Giles	ihurtado@itesm.mx
Madrid, Spain	María Gómez García	marigome@itesm.mx
Medellin, Colombia	Mildred Daniela Berrelleza Rendón	mildred.berrelleza@itesm.edu.co
Miami, United States	Luis Felipe Alvarado, Ph.D.	lalvarado@itesm.mx
Montreal, Canada	Claudia Chávez Caraza	claudia.chavez@itesm.mx
Panama, Panama	Arturo Aguilar González	arturo.aguilar@itesm.mx
Paris, France	Inés Sáenz Negrete, Ph.D.	ines.saenz@itesm.mx
Phoenix, United States	Mónica Irene Camacho Lizárraga	monica.camacho@itesm.mx
Quito, Ecuador	María Verónica Baldeón Herrera	vbaldeon@itesm.edu.ec
Santo Domingo, Dominican Republic	Arturo Aguilar González	arturo.aguilar@itesm.mx
San José, Costa Rica	Myrna Zamora Gutiérrez	mzamora@itesm.mx
Shanghai, China	Mercedes González Juan	mercedesg@itesm.mx
Vancouver, Canada	Silvia Esthela Martínez Treviño	smartine@itesm.mx
Washington, United States	Luz Patricia Montaña Salinas	pmontano@itesm.mx
Yale, United States	David Osvaldo Huerta Harris	dhuerta@itesm.mx



Scan the code to display the report on your mobile.
Get the free app at
<http://gettag.mobi>

THE ORIGINAL EDITION OF THIS DOCUMENT AND ITS PRINTED AND ELECTRONIC PUBLICATION IS RESPONSIBILITY OF THE ACADEMIC VICE-PRESIDENCY
AND THE INTERNATIONAL PROGRAMS DIVISION OF THE TECNOLÓGICO DE MONTERREY.